

**ACCESS – HEIGHT SAFETY – MAINTENANCE
RIGGING**



www.tractelwind.com

The Tractel Group has been providing innovative products and services for the material handling, building maintenance, suspended access and fall protection industries for over 60 years. Its worldwide distribution network, sales outlets and manufacturing facilities underpin Tractel's reputation as leader in the provision of solutions for working and establishing safety at heights.

Tractel's experience means that it is at the forefront in the provision of safe, reliable and easy-to-use equipment for access to today's wind turbines.

For over 20 years, the Tractel Group has assisted in many successful wind turbine projects throughout the world, while maintaining its reputation as world leader in innovation and new product technology.

Our specialties include a wide variety of products such as blade maintenance platforms, interior/exterior access, material handling equipment, and fall protection devices specifically designed for ascending and descending wind turbines. The Tractel Group's engineers solutions that reduce maintenance costs.

At Tractel, our single-source responsibility covers in-house design, manufacturing and installation services; this assures long-term system performance value.



Blade Maintenance Platform	4 – 5
Service Lift	6 – 7
Climbing Aid for Vertical Ladders	8 – 9
Height Safety Equipment	10
Material Hoist with Textile Rope	11
Training	12
Engineering Solutions	12
Tirfor	13
Other Tractel Products	14 – 15

Blade Maintenance Platform

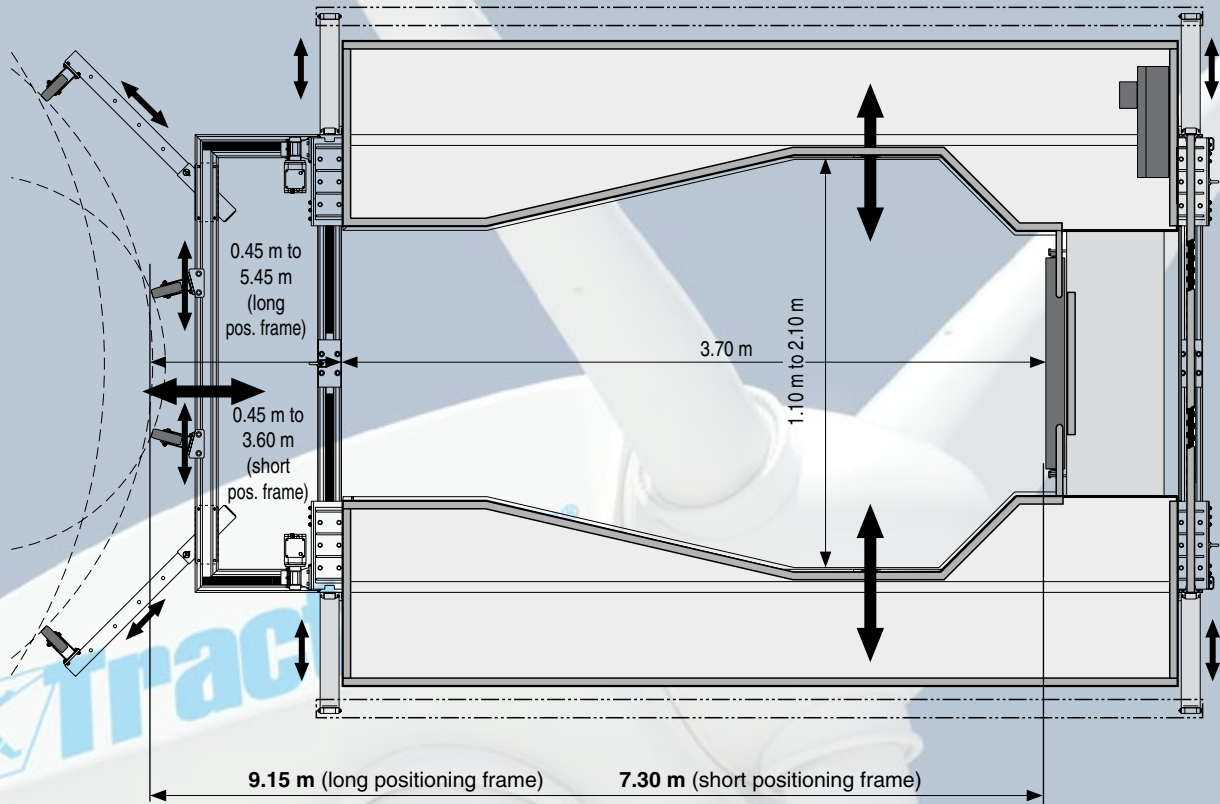
Wind farms are becoming ever taller. Hardly surprisingly, since the higher the turbine rotors are positioned, the more likely they are to be within a constant air flow affording greater efficiency.

Of course, the height of the masts imposes very special requirements upon manufacturers and operating companies.

For external access to the wind turbine and in particular for inspection and maintenance of the rotor blades, suspended platforms are proving their superiority over other forms of access.

- Consistently low costs for assembly and dismantling due to minimum installation time irrespective of operating height.
- Independence from cranes or hoists for material transport.
- Time saving, as the suspended platform always offers an optimum working position.
- And last, but not least, there is no need for anchoring to the tower.





Technical Data

Standard Platform

Capacity (2 persons and material)

Total: 300 kg

Per platform section: 150 kg

Dead weight approx.: 1300 kg

Other dimensions on request!

Service Lift, rope or ladder-guided

For access within the masts, our service lift uses the wire rope driving principle of the Tirak™ Manriding hoists:

- It simply runs up and down the wire rope which is anchored at the top of the tower.
- The Tirak™ hoist is quite silent and light weight and requires only a minimum of space.
- No unnecessary wire rope weight to reduce lift capacity.
- Standard use by two persons.
- Two options available: wire rope-guided or ladder-guided.

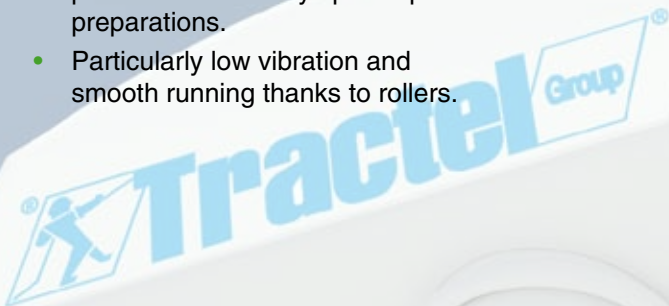

Safety features:

- Electrically monitored door for entrance as well as exit to and from the platform.
- Standard limit switches as well as additional safety limit stops above and below the service lift.
- Blocstop™ fall arrest device ensures that the service lift does not gain too much speed during travel , in the event of wire rope rupture breaking or simply to improve operational safety!
- In the event of a power failure, the service lift can be lowered using the emergency descent device.



The **ladder-guided** version offers several advantages:

- No additional parts are required for wire rope guidance.
- Direct access to the ladder by means of a second door and a lower trap door. All precautions have been taken for technical failures: lift entry and evacuation on failure, and correction is possible without any special prior preparations.
- Particularly low vibration and smooth running thanks to rollers.



Tirak™ Endless Hoist & Blocstop™ BSO Fall Arrest Device

Approved and CE-marked in accordance with EN 1808 for "Suspended Access Equipment", the Tirak™ hoists for manriding applications offer capacities from 300 to 2000 kg and speeds of up to 18 m/min, ensuring fast access to the top, and, due to the continuously circulating wire rope, height is almost irrelevant.



Safety first!

The Blocstop™ fall arrest devices are used to protect loads against falling in case of wire rope rupture, or simply to improve operational safety.

...the invincible team
for manriding installations!

Climbing Aid for Vertical Ladders

The Climbing Aid relieves persons climbing a ladder with a constant pulling force of approx. 40 daN (\approx 40 kg) and offers the following advantages:

- Less stress on arms and legs,
- Less physical exertion for the climber,
- Lower risk of accidents as exhaustion is effectively reduced, ...

... significantly improving operational safety.

Drive and Control

A gear motor at the lower end of the ladder drives the looped belt by means of a drive pulley.

The pulley is connected to the gearbox by a continuously adjustable, oil-bath-lubricated sliding clutch.

The continuous welded, reinforced round belt, made of special synthetic material, runs over the drive pulley and the diverter pulley at the upper end of the ladder.

Approved system:

The motor is automatically turned on or off by a switch signal which monitors the revolution of the drive pulley:

- At the first switch signal, e. g. when pulling the round belt upwards, the motor starts and keeps running, as long as the signal is repeated within three seconds.
- If the round belt's movement is stopped, e.g. by interrupting the ascent, the signal is not repeated within a three-second interval and the motor stops.

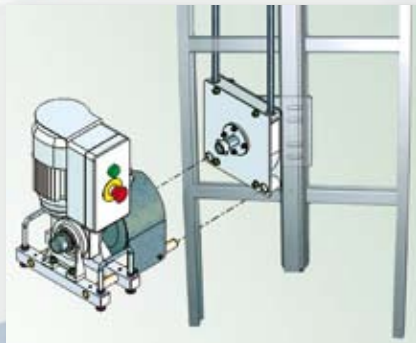


Advantage: no need for additional control such as a pull cord or similar, which **excludes potential sources of error.**

Connection to the round belt

The harness (EN 361) is connected to the round belt by a rope grab (EN 567) with a spring snap connector (EN 362).

The immediate connection is that to the D-ring at chest level.



The removable driver unit

One motor for any number of Climbing Aids – that is the economic solution, where neighbouring installations are not all used at the same time, as is the case in wind farms.



Fig. 1



Fig. 2



Fig. 3



Fig. 4




Fig. 5

Universal application

Driver unit and diverter pulley are also available for standard ladders (Fig. 1 + 3), for ladders with a middle pole (Fig. 4 + 5) as well as for those with round rungs (Fig. 3).

Height Safety Equipment

When working at height, safety is the primary concern at all times. Our range offers all the appropriate equipment for the access, working and potential rescue situations that personnel are likely to encounter in wind power plants.

- Comfortable, fully equipped fall arrest, work positioning and sit harnesses.
- Web or rope lanyards with shock absorber.
- Derope™ Descender and Rescue Lifting Devices. Constant speed of approx. 42 m/min., descent height of up to 400 m for one and 125 m for two persons.
- Blocfor™ Retractable Lifelines and Rescue Lifting Devices. Available with synthetic rope to avoid damage to varnished surfaces and glass-fibre parts of the construction.
- Stopfor™ Rope Grabs on polyamide or kernmantel rope for restraint or fall arrest use.
- Temporary and permanent anchor points to attach the fall arrest system.
- Connectors, scaffolding hooks and accessories.
- Work positioning and restraint lanyards.
- Height safety kits for the most frequently encountered working situations, including bag or box for transport and storage.



Material Hoist with Textile Rope


The material hoist with textile rope has been specially designed to lift loads on wind turbines. Using through rope technology, it is an electric, portable hoist that is lightweight, compact and has a wide range of applications on the work site.

The flexibility and light weight of the textile rope offer many advantages:

- Easy handling even over lifting heights of up to 150 m.
- No damage to surfaces which come into contact with the rope.
- Smaller bending radii possible.

The uses vary according to the type of wind turbines, electric pylons and construction sites.

Tirak™ X201 KM



Minifor™ TR 10 SY



Training

The Tractel Group's worldwide network of companies offer height safety training and can provide on-site product and rescue training.



Engineering Solutions

Our engineering team is closely involved in all aspects of project management, bringing a high degree of efficiency and responsiveness to our services. Our knowledgeable professionals will work with you to develop engineering solutions to meet all your wind energy application needs.

TIRFOR

The Tirfor Principle

- Two jaws alternately pull the wire rope and the load in the required direction, just like pulling on a rope with both hands.
- The jaws are self-clamping, providing immediate and gradual safety - the heavier the load, the tighter they clamp.
- A release mechanism allows the wire rope to be inserted between the jaws.

Safe and reliable

- Constant control of the load during lifting and lowering with accuracy to within one millimetre. When stationary, the load is automatically distributed between the two jaw units.
- Overload safety device
- TU range approved for lifting personnel.

Multifunction

- Work can be performed in any position: horizontal, vertical or at an angle.
- There is no limit to the length of wire rope.
- The capacity can be increased.

Increased capacity

- Using the sheave block technique, the capacity of the TIRFOR can be increased by a factor of 2, 3, 4 or more.
- When calculating the working load limit, a loss of around 4% per sheave is included, due to the friction of the sheaves.



Other Tractel Products

Tirak Endless Hoist for material handling



Electric Hoist

Electrical Hoists are available with chain or wire rope.

Material Hoist



FABA Safety - Fall protection system



Dynamometers




F TRACTEL S.A.S.

RN 19 Saint-Hilaire-sous-Romilly • B.P. 38
10102 Romilly-sur-Seine
Tel. +33 / 3 / 25.21.07.00 • Fax +33 / 3 / 25.21.07.11

L SECALT S.A.

3, Rue du Fort Dumoulin • B.P. 1113
1011 Luxembourg
Tel. +352 / 43.42.421 • Fax +352 / 43.42.42.200

D GREIFZUG GmbH

Scheidtstr. 19-21 • Postfach 20 04 40
51434 Bergisch Gladbach
Tel. +49 / 2202 / 1004-0 • Fax +49 / 2202 / 1004-70

GB TRACTEL UK Ltd.

Old Lane, Halfway
Sheffield S20 3GA
Tel. +44 / 114 / 248.22.66 • Fax +44 / 114 / 247.33.50

E TRACTEL Ibérica S.A.

Carretera del Medio 265
08907 L'Hospitalet (Barcelona)
Tel. +34 / 93 / 335.11.00 • Fax +34 / 93 / 336.39.16

LU TRACTEL Benelux B.V.

BE Paardeweide 38
4824 EH Breda
Tel. +31 / 76 / 543.51.35
DK
NL Fax +31 / 76 / 543.51.36

P LUSOTRACTEL LDA

Alto do Outeiro Armazém 1 Trajouce
2785-086 S. Domingos de Rana
Tel. +351 / 21 / 444.20.50 • Fax +351 / 21 / 445.19.24

USA TRACTEL Inc.

110, Shawmut Road • P.O. Box 188
Canton MA 02021
Tel. +1 / 781 / 401.32.88 • Fax +1 / 781 / 826.36.42

I TRACTEL Italiana S.p.A.

Viale Europa 50
20093 Cologno Monzese (MI)
Tel. +39 / 02 / 254.47.86 • Fax +39 / 02 / 254.71.39

PL TRACTEL Polska sp.zo.o

c/o Logos Polska sp.zo.o - Aleje Jerozolimskie 56 C
00-803 Warszawa
Tel. & Fax: +48 / 22 / 644.42.52

CDN TRACTEL Ltd.

1615 Warden Avenue Scarborough
Ontario M1R 2T3
Tel. +1 / 416 / 298.88.22 • Fax +1 / 416 / 298.10.53

SGP TRACTEL Singapore Plc.

50 Woodlands Industrial Parc E
Singapore 757824
Tel. +65 / 757 / 3113 • Fax +65 / 757 / 3003

UAE TRACTEL Middle East

P.O. Box 25768
Dubai / United Arab Emirates
Tel. +971 / 4 / 343.07.03 • Fax +971 / 4 / 343.07.12

CN TRACTEL China

Secalt Tractel Mechanical Equip. Tech. Co. Ltd.
Unit A09
399 Cai Lun Road
Zhangjiang
Hi-Tech Park
SHANGHAI 201203
Tel : 86 21 632 25 570 • Fax : 86 21 535 30 982

RUS TRACTEL RUSSIA O.O.O

Ul. Yubileynaya, 10, kv.6
Pos. Medvezhi Ozyora
Shtchyolkovsky oblast
141143 Russia
Tel : 7 915 00 222 45 • Fax : 7 495 589 3932